

Einhell Germany AG



**STATIONARY  
TOOLS**  
2014/2015

**Einhell**  
WELL DONE.

# Einhell. Well done.

Based in Landau an der Isar in southern Germany, Einhell Germany AG is one of the world's leading suppliers of in-house developed and distributed solutions for DIY enthusiasts and trade professionals for use in the home, garden and for leisure purposes. For 50 years and in more than 50 countries, Einhell has provided professional expertise in its partnerships with retailers for the supply of hand-held power tools, stationary tools and machines including garden equipment and water technology.

With its tagline "Einhell® WELL DONE", Einhell can increasingly claim to be blazing a trail in the development of innovative new products and technologies that impress customers with their outstanding value for money.

As a company, Einhell focuses on generating sustainable international growth as well as reinforcing its position in the market by supplying „Brand Quality at the Best Price“.



# Einhell. Brand quality and service.

- Our new multi-stage quality assurance system covers everything without exception: from audits of our production facilities around the world to our complete service for the end user.
- The Einhell RED Service covering the D/A/CH markets provides fast, all-round expert assistance and comes with a 10-year parts availability guarantee.

■ German  
■ Designed  
■ Quality  
*Einhell Germany AG*



# STATIONARY TOOLS



## Woodworking technology

Drag, crosscut and mitre saws	4
Table saws	12
Cross cut saw	18
Band saws	19
Scroll saws	20
Stationary planer	21
Chip and dust extraction system / Base frame (E-Stand)	22



## Cleaning technology

Wet and dry vacuum cleaners	24
Ash vacuum cleaners	28
High pressure cleaners	31



## Compressed air technology

Compressors	35
Compressed air accessories	43



## Tile and stone cutting

Tile cutting machines	49
Stone cutting machines	52



## Metal working technology

Metal cutting saw	55
Bench grinder	55

## Service

56

Einhell Germany AG recommends accessories from



[www.kwb.eu](http://www.kwb.eu)




Note: For safe handling of the products please refer to the instructions in the operating manual.

MITRE SAW

**TH-MS 2112**





Mains voltage	230 V ~ 50 Hz
Rating	1600 W
Speed	5000 min <sup>-1</sup>
TCT saw blade	Ø 210 x Ø 30 mm
Number of teeth	48
Swiveling range	-45° to +45°
Mitre cut	0° to 45° to the left
Max. cutting width	120 x 55 mm (at 90°)
Net weight   gross weight	6.4 kg   8.7 kg
Packing dimensions	480 x 320 x 290 mm
Packaging unit	1
Article number	43.002.95
EAN code	 4 006825 584929

MITRE SAW


**TH-MS 2513 L**



Mains voltage	230 V ~ 50 Hz
Rating	1600 W
Speed	4000 min <sup>-1</sup>
TCT saw blade	Ø 250 x Ø 30 mm
Number of teeth	48
Swiveling range	-45° to +45°
Mitre cut	0° to 45° to the left
Max. cutting width	130 x 75 mm (at 90°)
Net weight   gross weight	9.1 kg   11.1 kg
Packing dimensions	535 x 400 x 410 mm
Packaging unit	1
Article number	43.008.50
EAN code	 4 006825 592122



Precise angular cuts



Secure fastening



Precise angular cuts



Includes laser (mains-powered) for precise guidance while cutting



Supports for long workpieces



TCT saw blade in professional quality



Supports for long workpieces



TCT saw blade in professional quality

MITRE SAW  
**TE-MS 2112 L**




DE: rating "Very good"




Mains voltage	230 V ~ 50 Hz
Rating	1400 W
Speed	5000 min <sup>-1</sup>
TCT saw blade	Ø 210 x Ø 30 mm
Number of teeth	48
Swiveling range	-47° to +47°
Mitre cut	0° to 45° to the left
Max. cutting width	120 x 60 mm (at 90°)

Net weight   gross weight	8.4 kg   9.7 kg
Packing dimensions	540 x 380 x 340 mm
Packaging unit	1
Article number	43.008.40
EAN code	



Precise angular cuts



Includes laser and LED illumination of the cutting area (mains-powered)



Solid X-tend workpiece supports with one-hand adjustment



TCT saw blade in professional quality



Einhell Germany AG

**TCT SAW BLADE**

for TH-MS 2112, TE-MS 2112 L,  
TH-SM 2131 DUAL, RT-SM 305 L,  
RT-TS 1221  
24 teeth | Ø 210 x Ø 30 mm



Art. No. 45.020.48  
PU 1

EAN code



**TCT SAW BLADE**

for TH-MS 2112, TE-MS 2112 L,  
TH-SM 2131 Dual, RT-SM 305 L,  
RT-TS 1221  
48 teeth | Ø 210 x Ø 30 mm



Art. No. 45.020.34  
PU 1

EAN code



**TCT SAW BLADE KIT**

for TH-MS 2112, TE-MS 2112 L,  
TH-SM 2131 Dual, RT-SM 305 L,  
RT-TS 1221  
Ø 210 x Ø 30 mm,  
1x 24 teeth, 1x 48 teeth, 1x 60 teeth



Art. No. 45.021.32  
PU 1

EAN code





DRAG, CROSSCUT AND MITRE SAW


# TH-SM 2131 Dual



Mains voltage	230 V ~ 50 Hz
Rating	1800 W
Speed	5000 min <sup>-1</sup>
TCT saw blade	Ø 210 x Ø 30 mm
Number of teeth	48
Swiveling range	-45° to +45°
Mitre cut	-45° to +45°
Max. cutting width	310 x 62 mm (at 90°)
Net weight   gross weight	10.5 kg   14.2 kg
Packing dimensions	725 x 455 x 395 mm
Packaging unit	1
Article number	43.008.35
EAN code	 4 006825 584936



Integrated drag function for wide workpieces



Precise angular cuts



Includes laser (mains-powered) for precise guidance while cutting



TCT saw blade in professional quality

Note: For safe handling of the products please refer to the instructions in the operating manual.

DRAG, CROSSCUT AND MITRE SAW


# TH-SM 2534 Dual



Einhell Germany AG




Mains voltage	230 V ~ 50 Hz
Rating	2350 W
Speed	4000 min <sup>-1</sup>
TCT saw blade	Ø 250 x Ø 30 mm
Number of teeth	48
Swiveling range	-45° to +45°
Mitre cut	-45° to +45°
Max. cutting width	340 x 75 mm (at 90°)

Net weight   gross weight	14.8 kg   19.5 kg
Packing dimensions	800 x 575 x 455 mm
Packaging unit	1
Article number	43.008.25
EAN code	

4 006825 584943



Integrated drag function for wide workpieces



Precise angular cuts



Includes laser (mains-powered) for precise guidance while cutting



TCT saw blade in professional quality

**TCT SAW BLADE KIT**  
for TH-SM 2131 Dual, TH-MS 2112,  
TE-MS 2112 L, RT-SM 305 L, RT-TS 1221  
Ø 210 x Ø 30 mm,  
1x 24 teeth, 1x 48 teeth, 1x 60 teeth

Art. No. 45.021.32  
PU 1  
EAN code



4 006825 534269



DRAG, CROSSCUT AND MITRE SAW

# RT-SM 305 L

WITH BASE FRAME



Mains voltage	230 V ~ 50 Hz
Rating	1800 W
Speed	4800 min <sup>-1</sup>
TCT saw blade	Ø 210 x Ø 30 mm
Number of teeth	24
Swiveling range	-52° to +60°
Mitre cut	0° to 45° to the left
Max. cutting width	310 x 65 mm (at 90°)

Net weight | gross weight 15.2 kg | 26.1 kg

Packing dimensions 780 x 500 x 400 mm

Packaging unit 1

Article number 43.007.00

EAN code



**TCT SAW BLADE**  
for RT-SM 305 L, TH-MS 2112,  
TE-MS 2112 L, TH-SM 2131 Dual,  
RT-TS 1221  
24 teeth | Ø 210 x Ø 30 mm



Art. No. 45.020.48  
PU 1

EAN code



**TCT SAW BLADE**  
for RT-SM 305 L, TH-MS 2112,  
TE-MS 2112 L, TH-SM 2131 Dual,  
RT-TS 1221  
48 teeth | Ø 210 x Ø 30 mm



Art. No. 45.020.34  
PU 1

EAN code



**TCT SAW BLADE KIT**  
for TH-MS 2112, TE-MS 2112 L,  
TH-SM 2131 Dual, RT-SM 305 L,  
RT-TS 1221  
Ø 210 x Ø 30 mm,  
1x 24 teeth, 1x 48 teeth, 1x 60 teeth



Art. No. 45.021.32  
PU 1


EAN code



Double tube-mounted drag function  
(max. 310 mm)



Laser for precise cutting



Soft start



Sturdy base frame


DRAG, CROSSCUT AND MITRE SAW

# RT-SM 430 U

WITH BASE FRAME




Mains voltage	230 V ~ 50 Hz
Rating	2200 W
Speed	4800 min <sup>-1</sup>
TCT saw blade	Ø 250 x Ø 30 mm
Number of teeth	48
Swiveling range	-52° to +60°
Mitre cut	0° to 45° to the left
Max. cutting width	430 x 75 mm (at 90°)
Net weight   gross weight	27.0 kg   33.5 kg
Packing dimensions	950 x 550 x 425 mm
Packaging unit	1
Article number	43.007.70
EAN code	



Double tube-mounted drag function  
(max. 430 mm)



Laser for precise cutting



Soft start



Saw blade holder

## TCT SAW BLADE

for RT-SM 430 U, TH-MS 2513 L,  
TH-SM 2534 Dual, TH-TS 1525 U,  
RT-TS 1725/1 U, TE-TS 1825 U,  
TE-CC 1825 U  
24 teeth | Ø 210 x Ø 30 mm



Art. No. 43.111.10

PU 1

EAN code



## TCT SAW BLADE

for RT-SM 430 U, TH-MS 2513 L,  
TH-SM 2534 Dual, TH-TS 1525 U,  
RT-TS 1725/1 U, TE-TS 1825 U,  
TE-CC 1825 U  
48 teeth | Ø 250 x Ø 30 mm



Art. No. 43.111.11

PU 1

EAN code



## TCT SAW BLADE

for RT-SM 430 U, TH-MS 2513 L,  
TH-SM 2534 Dual, TH-TS 1525 U,  
RT-TS 1725/1 U, TE-TS 1825 U,  
TE-CC 1825 U  
60 teeth | Ø 250 x Ø 30 mm



Art. No. 43.111.13

PU 1

EAN code



## TCT SAW BLADE KIT

for RT-SM 430 U, TH-MS 2513 L,  
TH-SM 2534 DUAL, TH-TS 1525 U,  
RT-TS 1725/1 U, TE-TS 1825 U,  
TE-CC 1825 U  
Ø 250 x Ø 30 mm,  
1x 24 teeth, 1x 48 teeth, 1x 60 teeth



Art. No. 45.021.33

PU 1

EAN code







UNIVERSAL DRAG, CROSSCUT AND MITRE SAW

# RT-XM 305 U

WITH BASE FRAME



Mains voltage	230 V ~ 50 Hz
Rating	1800 W
Speed	2500 min <sup>-1</sup>
TCT saw blade	Ø 250 x Ø 30 mm
Number of teeth	48
Swiveling range	-52° to +60°
Mitre cut	0° to 45° to the left
Max. cutting width (Wood)	305 x 75 mm (at 90°)
More information about this article: Scan in the QR Code	
Net weight   gross weight	23.1 kg   26.9 kg
Packing dimensions	790 x 490 x 420 mm
Packaging unit	1
Article number	43.007.90
EAN code	 4 006825 562507

Einhell Germany AG

## Whatever the material - cut as you please!


The RT-XM 305 U drag, crosscut and mitre saw is a high-quality, universal tool for the ambitious DIY enthusiast, which thanks to a special TCT saw blade can be used to machine wood-based materials, plastic and metal without having to change the blade.



Perfect cut



Max. 305 mm



Swiveling range: -52° to +60°



Support bar with limit stop

### TCT SAW BLADE

for RT-XM 305 U  
48 teeth | Ø 250 x Ø 30 mm  
All-rounder for wood / metal / plastic



Art. No. 45.021.57

PU 1

EAN code



TABLE SAW  
**TH-TS 820**




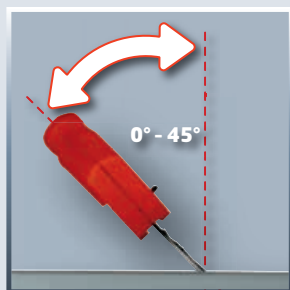
Mains voltage	230 V ~ 50 Hz
Rating	800 W
Speed	2950 min <sup>-1</sup>
Maximum cutting height	43 mm (90°), 35 mm (45°)
TCT saw blade	Ø 200 x Ø 16 mm   20 teeth
Swiveling range	0° to 45° to the left
Bench size	500 x 335 mm
Net weight   gross weight	10.8 kg   12.5 kg
Packing dimensions	530 x 366 x 283 mm
Packaging unit	1
Article number	43.404.10
EAN code	

TABLE SAW  
**RT-TS 920**



Mains voltage	230 – 240 V ~ 50 Hz
Rating	900 W
Speed	4800 min <sup>-1</sup>
Maximum cutting height	45 mm (90°), 42 mm (45°)
TCT saw blade	Ø 205 x Ø 16 mm   24 teeth
Swiveling range	0° to 45° to the left
Bench size	525 x 400 mm
Net weight   gross weight	13.2 kg   16.3 kg
Packing dimensions	580 x 455 x 340 mm
Packaging unit	1
Article number	43.407.32
EAN code	




Saw blade adjustment (angle)



Parallel guide with two stop heights



Saw blade adjustment (height and angle)



Parallel guide and cross stop



TCT saw blade



Chip extractor



TCT saw blade



Chip extractor


TABLE SAW  
**RT-TS 1221**  
 WITH BENCH EXTENSION



Mains voltage	230 – 240 V ~ 50 Hz
Rating	1200 W
Speed	4800 min <sup>-1</sup>
Maximum cutting height	48 mm (90°), 45 mm (45°)
TCT saw blade	Ø 210 x Ø 30 mm   24 teeth
Swiveling range	0° to 45° to the left
Bench size without extension	525 x 400 mm
Bench size with maximum extension	525 x 620 mm
Net weight   gross weight	13.4 kg   17.9 kg
Packing dimensions	580 x 455 x 340 mm
Packaging unit	1
Article number	43.407.41
EAN code	



Saw blade adjustment (height and angle)



Bench width extension



TCT saw blade



Chip extractor



Einhell Germany AG

**TCT SAW BLADE**

for RT-TS 920  
 48 teeth | Ø 205 x Ø 16 mm



Art. No. 45.020.33  
 PU 1  
 EAN code



**TCT SAW BLADE**

for RT-TS 1221, TH-MS 2112,  
 TE-MS 2112 L, TH-SM 2131 Dual,  
 RT-SM 305 L  
 24 teeth | Ø 210 x Ø 30 mm



Art. No. 45.020.48  
 PU 1  
 EAN code



**TCT SAW BLADE**

for RT-TS 1221, TH-MS 2112,  
 TE-MS 2112 L, TH-SM 2131 Dual,  
 RT-SM 305 L  
 48 teeth | Ø 210 x Ø 30 mm



Art. No. 45.020.34  
 PU 1  
 EAN code



**TCT SAW BLADE KIT**

for RT-TS 1221, TH-MS 2112,  
 TE-MS 2112 L, TH-SM 2131 Dual,  
 RT-SM 305 L  
 Ø 210 x Ø 30 mm,  
 1x 24 teeth, 1x 48 teeth, 1x 60 teeth



Art. No. 45.021.32  
 PU 1  
 EAN code





TABLE SAW  
**TH-TS 1525 U**  
WITH BASE FRAME

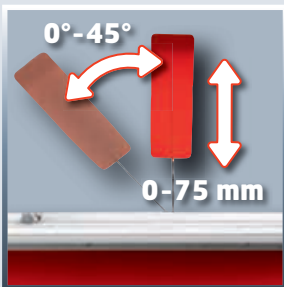


TABLE SAW  
**RT-TS 1725/1 U**  
WITH BASE FRAME



Mains voltage	230 V ~ 50 Hz
Rating	1500 W
Speed	5700 min <sup>-1</sup>
Maximum cutting height	75 mm (90°), 48 mm (45°)
TCT saw blade	Ø 250 x Ø 30 mm   24 teeth
Swiveling range	0° to 45° to the left
Cross stop tiltable	-60° to +60°
Bench size max.	640 x 446 (946) mm
Net weight   gross weight	23.3 kg   25.5 kg
Packing dimensions	730 x 590 x 335 mm
Packaging unit	1
Article number	43.407.90
EAN code	

Mains voltage	230 – 240 V ~ 50 Hz
Rating	1700 W
Speed	6500 min <sup>-1</sup>
Maximum cutting height	73 mm (90°), 63 mm (45°)
TCT saw blade	Ø 250 x Ø 30 mm   24 teeth
Swiveling range	0° to 45°
Cross stop tiltable	2x 0° to 45°
Bench size max.	610 (930) x 445 (945) mm
Net weight   gross weight	15.3 kg   29.4 kg
Packing dimensions	705 x 580 x 360 mm
Packaging unit	1
Article number	43.406.47
EAN code	



Saw blade adjustment (height and angle)



Table width extension for wide workpieces



Laser for precise cutting



Bench width and length extension



Parallel guide with eccentric clamp and additional cross stop



Base frame included



Eccentric clamp



Base frame included

TABLE SAW  
**TE-TS 1825 U**  
 WITH BASE FRAME



Mains voltage	230 – 240 V ~ 50 Hz
Rating	1800 W
Speed	6000 min <sup>-1</sup>
Maximum cutting height	75 mm (90°), 53 mm (45°)
TCT saw blade	Ø 250 x Ø 30 mm   24 teeth
Swiveling range	0° to 45° to the left
Cross stop tiltable	-60° to +60°
Bench size max.	610 (930) x 445 (945) mm
Net weight   gross weight	25.0 kg   27.5 kg
Packing dimensions	730 x 590 x 360 mm
Packaging unit	1
Article number	43.405.60
EAN code	



2 in 1 saw blade height and angle adjustment



Optimized for wide and long workpieces



Parallel guide with eccentric clamp and additional cross stop



Extra-sturdy base frame with compensation feature for uneven floors



Einhell Germany AG

**DUST EXTRACTION ADAPTER KIT**

for TH-TS 1525 U, TE-TS 1825 U, TE-CC 1825 U



Art. No. 43.106.30

PU 1

EAN code



**TCT SAW BLADE**

for TH-TS 1525 U, RT-TS 1725/1 U, TE-TS 1825 U, TH-MS 2513 L, TH-SM 2534 Dual, RT-SM 430 U, TE-CC 1825 U  
 24 teeth | Ø 250 x Ø 30 mm



Art. No. 43.111.10

PU 1

EAN code



**TCT SAW BLADE**

for TH-TS 1525 U, RT-TS 1725/1 U, TE-TS 1825 U, TH-MS 2513 L, TH-SM 2534 Dual, RT-SM 430 U, TE-CC 1825 U  
 48 teeth | Ø 250 x Ø 30 mm



Art. No. 43.111.11

PU 1

EAN code



**TCT SAW BLADE**

for TH-TS 1525 U, RT-TS 1725/1 U, TE-TS 1825 U, TH-MS 2513 L, TH-SM 2534 Dual, RT-SM 430 U, TE-CC 1825 U  
 24 teeth | Ø 250 x Ø 30 mm



Art. No. 43.111.10

PU 1

EAN code



**TCT SAW BLADE KIT**

for TH-TS 1525 U, RT-TS 1725/1 U, TE-TS 1825 U, TH-MS 2513 L, TH-SM 2534 DUAL, RT-SM 430 U, TE-CC 1825 U  
 Ø 250 x Ø 30 mm,  
 1x 24 teeth, 1x 48 teeth, 1x 60 teeth



Art. No. 45.021.33

PU 1

EAN code






TABLE SAW


# RT-TS 2031 U



**Pre-assembled**



Mains voltage	230 V ~ 50 Hz
Rating	2000 W
Speed	2800 min <sup>-1</sup>
Maximum cutting height	83 mm (90°), 60 mm (45°)
TCT saw blade	Ø 315 x Ø 30 mm   24 teeth
Swiveling range	0° to 45°
Bench size max.	800 (1600) x 550 mm
Machine size without bench extension	900 x 570 x 1050 mm
Net weight   gross weight	50.2 kg   53.5 kg
Packing dimensions	890 x 600 x 450 mm
Packaging unit	1
Article number	43.071.53
EAN code	



Saw blade adjustment (height and angle)



Multi-function stop



Bench length extension



Easy transport

TABLE SAW  
**RT-TS 2231 UD**  
 FOR THREE-PHASE CURRENT




**Pre-assembled**



Mains voltage	400 V 3 ~ 50 Hz
Rating	2200 W
Speed	2800 min <sup>-1</sup>
Maximum cutting height	83 mm (90°), 60 mm (45°)
TCT saw blade	Ø 315 x Ø 30 mm   24 teeth
Swiveling range	0° to 45°
Bench size max.	790 (1580) x 580 mm
Machine size without bench extension	1100 x 960 x 1150 mm
Net weight   gross weight	61.4 kg   63.1 kg
Packing dimensions	870 x 640 x 440 mm
Packaging unit	1
Article number	43.071.42
EAN code	



Einhell Germany AG



Saw blade adjustment (height and angle)



Ball bearing mounted slide



Powerful induction motor



Easy transport

**TCT SAW BLADE**  
 for RT-TS 2031 U, RT-TS 2231 UD,  
 RT-CC 315 U  
 40 teeth | Ø 315 x Ø 30 mm



Article number 45.020.11  
 Packaging unit 1  
 EAN code

CROSS CUT SAW  
**TE-CC 1825 U**  
 WITH BASE FRAME



Mains voltage	230 V ~ 50 Hz
Rating	1800 W
Speed	4500 min <sup>-1</sup>
Maximum cutting height	75 mm (90°), 53 mm (45°)
TCT saw blade	Ø 250 x Ø 30 mm   48 teeth
Swiveling range	0° to 49° to the right
Bench size	625 x 740 (1090) mm
Sliding table size	625 x 150 mm
Slide length	770 mm

Net weight   gross weight	27.0 kg   31.3 kg
Packing dimensions	800 x 750 x 340 mm
Packaging unit	1
Article number	43.405.50
EAN code	4 006825 582437



**TCT SAW BLADE**

for TH-TS 1525 U, RT-TS 1725/1 U,  
 TE-TS 1825 U, TH-MS 2513 L,  
 TH-SM 2534 Dual, RT-SM 430 U,  
 TE-CC 1825 U  
 24 teeth | Ø 250 x Ø 30 mm



Art. No. 43.111.10  
 PU 1

EAN code



**TCT SAW BLADE**

for TH-TS 1525 U, RT-TS 1725/1 U,  
 TE-TS 1825 U, TH-MS 2513 L,  
 TH-SM 2534 Dual, RT-SM 430 U,  
 TE-CC 1825 U  
 48 teeth | Ø 250 x Ø 30 mm



Art. No. 43.111.11  
 PU 1

EAN code



**TCT SAW BLADE**

for TH-TS 1525 U, RT-TS 1725/1 U,  
 TE-TS 1825 U, TH-MS 2513 L,  
 TH-SM 2534 Dual, RT-SM 430 U,  
 TE-CC 1825 U  
 60 teeth | Ø 250 x Ø 30 mm



Art. No. 43.111.13  
 PU 1

EAN code



2 in 1 saw blade height and angle adjustment



Bench extension with XXL stop bar




Operating slide for precise cross cuts



Easy transport

**TCT SAW BLADE KIT**

for TH-TS 1525 U, RT-TS 1725/1 U,  
 TE-TS 1825 U, TH-MS 2513 L,  
 TH-SM 2534 DUAL, RT-SM 430 U,  
 TE-CC 1825 U  
 Ø 250 x Ø 30 mm,  
 1x 24 teeth, 1x 48 teeth, 1x 60 teeth



Art. No. 45.021.33  
 PU 1

EAN code



BANDSAW  
**TH-SB 200**




Mains voltage	230 V ~ 50 Hz
Rating	250 W
Speed	1400 min <sup>-1</sup>
Saw blade speed	900 m/min
Saw blade	1400 x 8 mm   6 t/25.4 mm
Max. cutting height	80 mm (90°)
Throat depth	200 mm
Swiveling range	-4° to 46°
Bench size	300 x 300 mm
Net weight   gross weight	15.4 kg   17.6 kg
Packing dimensions	350 x 720 x 270 mm
Packaging unit	1
Article number	43.080.15
EAN code	

BANDSAW  
**RT-SB 250 U**  
WITH BASE FRAME




Mains voltage	220 – 240 V ~ 50 Hz
Rating	420 W
Speed	1400 min <sup>-1</sup>
Saw blade speed	660 / 960 m/min
Saw blade	1700 x 9.5 mm   6 t/25.4 mm
Max. cutting height	120 mm (90°)
Throat depth	245 mm
Swiveling range	0° to 45°
Bench size	300 x 300 mm
Net weight   gross weight	33.0 kg   35.0 kg
Packing dimensions	880 x 450 x 410 mm
Packaging unit	1
Article number	43.080.30
EAN code	



Infinitely tilting machine table



Height adjustment of blade bearings for greater sawing accuracy



Infinitely tilting machine table



Infinitely variable angle stop



Parallel guide



Connection for vacuum extraction system 36 mm




Parallel guide with eccentric clamp



Cutting speed can be adjusted to requirements


## Einhell fretsaws are for universal use




Tongue and groove



Chipboard



Multi layer panel



Webpanel



MDF



Acrylic glass

### SAW BLADE KIT

for TH-SS 405 E, TH-SS 405 EL  
5 saw blades



Artide number 45.062.00  
Packaging unit 1  
EAN code



### SAW BAND

for TH-SB 200  
1400 x 6.4 mm  
6 teeth / 25 mm



Artide number 45.061.56  
Packaging unit 1  
EAN code



### SAW BAND

for RT-SB 250 U  
1790 x 9.5 mm  
6 teeth / 25.4 mm



Art. No. 43.111.18  
PU 1  
EAN code




SCROLL SAW

## TH-SS 405 E



Mains voltage	230 V ~ 50 Hz
Rating	120 W
Speed	400 – 1600 min <sup>-1</sup>
Stroke height	21 mm
Saw blade	127 mm
Cutting height max.	57 mm (90°)
Throat depth	406 mm
Table tiltable	0° to 45°
Bench size	413.5 x 253 mm

Net weight   gross weight	13.0 kg   14.4 kg
Packing dimensions	640 x 310 x 333 mm
Packaging unit	1
Article number	43.090.40
EAN code	



Infinitely tilting machine table



Clear view thanks to chip blower



Adapter for fret saw blades





Safe operation even on filligree workpieces

SCROLL SAW  
**TH-SS 405 EL**

STATIONARY PLANER  
**TH-SP 204**



Mains voltage	230 V ~ 50 Hz
Rating	120 W
Speed	400 – 1600 min <sup>-1</sup>
Stroke height	21 mm
Saw blade	127 mm
Cutting height max.	57 mm (90°)
Throat depth	406 mm
Table tiltable	0° to 45°
Bench size	413.5 x 253 mm
Net weight   gross weight	12.7 kg   14.4 kg
Packing dimensions	640 x 310 x 333 mm
Packaging unit	1
Article number	43.090.50
EAN code	

Mains voltage	230 V ~ 50 Hz
Rating	1280 W
Plane blade speed	9200 min <sup>-1</sup>
Max. material removal	3 mm
Max. working width	204 mm
Max. height at thickness opening	120 mm
Feed speed	8 m/min
Max. angle of the parallel guide	45°
Net weight   gross weight	27.0 kg   29.0 kg
Packing dimensions	850 x 450 x 440 mm
Packaging unit	1
Article number	44.199.50
EAN code	



0 - 45°  
Infinitely tilting machine table



Optimum view thanks to light and blow-off device



Sturdy, solid construction



Surface plane with stop for chamfering



Adapter for fret saw blades



Device for blade tensioning and replacement without tools



Thickness planer with pull-out workpiece support



Dust extraction 100 mm

BASE FRAME  
**E-STAND**

CHIP AND DUST EXTRACTION SYSTEM  
**RT-VE 550 A**



**Multifunctional**

Assembly width	340 – 445 mm
Assembly depth	max. 410 mm
Working height	81 cm
Can be combined with	TH-MS 2112, TH-MS 2513 L, TE-MS 2112 L, TH-SM 2131 Dual, TH-SM 2534 Dual

Net weight   gross weight	10.4 kg   11.4 kg
Packing dimensions	795 x 340 x 120 mm
Packaging unit	1
Article number	43.106.20
EAN code	



**With automatic socket**

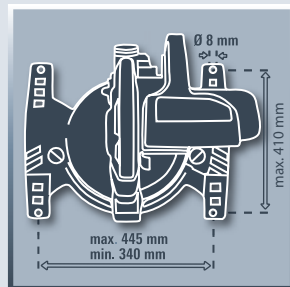


Mains voltage	230 – 240 V ~ 50 Hz
Rating	550 W
Speed	2850 min <sup>-1</sup>
Debris bag volume	65 l
Air capacity	1150 m <sup>3</sup> /h
Vacuum	max. 1600 Pa
Dust extraction connector	Ø 100 mm / Ø 36 mm
Hose length	2.5 m

Net weight   gross weight	19.6 kg   23.0 kg
Packing dimensions	895 x 540 x 440 mm
Packaging unit	1
Article number	43.041.50
EAN code	



One height adjustable foot for level control



Can be used for semi-stationary machines of various sizes


**Can be combined with**



Mitre saws



Table saws



Aluminium assembly rail with sliding blocks



Sturdy X-strutting apart



Bandsaws



Stationary planes



WET AND DRY VACUUM CLEANER

## TH-VC 1815




Mains voltage	230 V ~ 50 Hz
Rating	1250 W
Suction power	180 mbar
Suction hose length	1.5 m
Suction hose diameter	Ø 36 mm
Tank volume	15 l
Noise level	80 dB(A)
Net weight   gross weight	4.2 kg   5.0 kg
Packing dimensions	330 x 330 x 440 mm
Packaging unit	1
Article number	23.402.90
EAN code	

WET AND DRY VACUUM CLEANER

## TH-VC 1820/1 S



Mains voltage	220 – 240 V ~ 50 Hz
Rating	1250 W
Suction power	180 mbar
Suction hose length	1.5 m
Suction hose diameter	36 mm
Tank volume	20 l
Noise level	82 dB(A)
Net weight   gross weight	5.3 kg   6.5 kg
Packing dimensions	320 x 325 x 460 mm
Packaging unit	1
Article number	23.422.10
EAN code	



Practical cable holder



Blow connector




Practical cable holder



Blow connector




Accessory mount



Comprehensive range of accessories



Accessory mount




Comprehensive range of accessories

WET AND DRY VACUUM CLEANER  
**TH-VC 1820 S KIT**



WET AND DRY VACUUM CLEANER  
**TH-VC 1930 SA**



Mains voltage	230 V ~ 50 Hz
Rating	1250 W
Suction power	180 mbar
Suction hose length	1.5 m (vacuum cleaner) / 1 m (filter)
Suction hose diameter	36 mm
Tank volume	20 l (vacuum cleaner) / 12 l (filter)
Noise level	80 dB(A)
Net weight   gross weight	5.1 kg   7.6 kg
Packing dimensions	330 x 330 x 490 mm
Packaging unit	1
Article number	23.421.75
EAN code	 4 006825 584035

Mains voltage	230 V ~ 50 Hz
Rating	1500 W
Suction power	190 mbar
Automatic socket outlet max.	2000 W
Suction hose length	2.5 m
Suction hose diameter	36 mm
Tank volume	30 l
Noise level	80 dB(A)
Net weight   gross weight	6.8 kg   8.6 kg
Packing dimensions	400 x 380 x 550 mm
Packaging unit	1
Article number	23.421.90
EAN code	 4 006825 584356



Practical cable holder



Blow connector




Automatic socket-outlet



Blow connector



Accessory mount



Comprehensive range of accessories

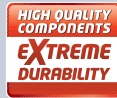


Water drain screw



Accessory mount

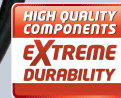
# TE-VC 1820



Mains voltage	230 V ~ 50 Hz
Rating	750 W
Suction power	180 mbar
Suction hose length	2.5 m
Suction hose diameter	36 mm
Tank volume	20 l
Noise level	70 dB(A)

Net weight   gross weight	7.7 kg   9.2 kg
Packing dimensions	355 x 364 x 524 mm
Packaging unit	1
Article number	23.423.41
EAN code	

# TE-VC 1925 SA



Mains voltage	230 V ~ 50 Hz
Rating	800 W
Suction power	190 mbar
Automatic socket outlet max.	2600 W
Suction hose length	3.0 m
Suction hose diameter	36 mm
Tank volume	25 l
Noise level	72 dB(A)

Net weight   gross weight	9.7 kg   11.6 kg
Packing dimensions	386 x 472 x 561 mm
Packaging unit	1
Article number	23.423.54
EAN code	



Practical cable holder




Blow connector



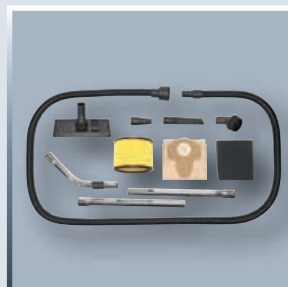
Automatic socket-outlet



Water drain screw




Accessory mount



Comprehensive range of accessories



Accessory mount



Comprehensive range of accessories

WET AND DRY VACUUM CLEANER

# TE-VC 2230 SA



HIGH QUALITY COMPONENTS  
**EXTREME DURABILITY**



Heimwerker  
Praxis Einsteigerklasse  
**TESTSIEGER**

**HEIMWERKER TEST .DE**

Einhell TE-VC 2230 SA  
Einsteigerklasse

HEIMWERKER  
Praxis Einsteigerklasse  
5560 140212

DE: Test winner

DE: Price / performance "Very Good"



Mains voltage	230 V ~ 50 Hz
Rating	1150 W
Suction power	220 mbar
Automatic socket outlet max.	2250 W
Suction hose length	3.0 m
Suction hose diameter	36 mm
Tank volume	30 l
Noise level	74 dB(A)
Net weight   gross weight	10.2 kg   13.1 kg
Packing dimensions	468 x 384 x 630 mm
Packaging unit	1
Article number	23.423.63
EAN code	



Trolley funktion



Automatic socket-outlet



Water drain screw



Accessory mount



Einhell Germany AG





## ECO-Power

### Technical know-how for the well-being of our environment

Each of us is responsible for the environment in which we live. With know-how and technology we want to make efficient use of energy. ECO Power stands for the use of efficient technology. We exploit every possibility for appreciably improving the ratio of energy input and yield in all our products.

- ECO Power stands for:**
- Optimised energy efficiency – high performance with low energy consumption
  - Intelligent, technically sophisticated product development
  - High-quality components
  - Well-conceived product design

- Extreme Durability:**
- High-quality components
  - First-class workmanship
  - Long life – guaranteed!



ASH VACUUM CLEANER  
**TH-VC 1318**



Mains voltage	230 V ~ 50 Hz
Rating	500 W
Suction power	130 mbar
Suction hose length	1.0 m
Suction hose diameter	Ø 35 mm
Tank volume	18 l
Net weight   gross weight	2.9 kg   3.7 kg
Packing dimensions	325 x 310 x 375 mm
Packaging unit	1
Article number	23.516.22
EAN code	

ASH VACUUM CLEANER  
**TH-VC 1425**



Mains voltage	230 V ~ 50 Hz
Rating	700 W
Suction power	140 mbar
Suction hose length	1.0 m
Suction hose diameter	Ø 38 mm
Tank volume	25 l
Net weight   gross weight	4.4 kg   5.5 kg
Packing dimensions	328 x 330 x 480 mm
Packaging unit	1
Article number	23.516.31
EAN code	



Carrying handle




Fine filter



Wheels




Fine filter



Level indicator



Cable rewind



Level indicator



Cable rewind

## FABRIC FILTER

for universal use



Art. No. 23.511.40

PU 1

EAN code



## DIRT BAG

20 l capacity  
Pack content 5 bags



Art. No. 23.511.52

PU 1

EAN code



## DIRT BAG

30 l capacity  
Pack content 5 bags



Art. No. 23.511.70

PU 1

EAN code



## PLEATED FILTER

for TE-VC 1820, TE-VC 1925 SA,  
TE-VC 2230 SA, TH-VC 1815,  
TH-VC 1820 S, TH-VC 1820/1 S,  
TH-VC 1930 SA



Art. No. 23.511.13


PU 1

EAN code



## FOAM FILTERS

for wet vacuuming  
Pack content 10 pieces



Art. No. 23.511.30

PU 1

EAN code



## DIRT BAG

25 l capacity  
Pack content 5 bags



Art. No. 23.511.50

PU 1

EAN code



## PLEATED FILTER

for TE-VC 1820



Art. No. 23.511.10

PU 1

EAN code



## EXTENSION HOSE

Ø 36 mm,  
with 4 connection adapters



Art. No. 23.620.00

PU 5

EAN code



## ASH FILTER

for wet and dry vacuum cleaners,  
12 l



Art. No. 23.516.06

PU 1

EAN code



## ASH FILTER

for wet and dry vacuum cleaners,  
18 l



Art. No. 23.516.01

PU 1

EAN code



## FINE ASH FILTER

for household vacuum cleaners  
18 l



Art. No. 23.516.12


PU 1

EAN code





HIGH PRESSURE CLEANER  
**RT-HP 1545**



Einhell Germany AG



Mains voltage	230 V ~ 50 Hz
Rating	2100 W
Operating pressure	max. 150 bar (EW)
Working pressure	100 bar
Water throughput	450 l/h
High pressure hose	6 m
Detergent tank	0.3 l
Max. water temperature	40°C
Max. supply pressure	10 bar


Net weight   gross weight	9.3 kg   10.3 kg
Packing dimensions	390 x 290 x 560 mm
Packaging unit	1
Article number	41.405.30
EAN code	



Hose rewind



Adding of cleaning products



Variable point/fan jet



Better cleaning results thanks to rotor-turn technology

**LANCE WITH POINT AND WIDE JET**



Art. No. 41.405.62

PU 1

EAN code



**LANCE WITH ROTOR NOZZLE**



Art. No. 41.405.63

PU 1

EAN code



HIGH PRESSURE CLEANER  
**RT-HP 1648 TR**



Mains voltage	230 V ~ 50 Hz
Rating	2300 W
Operating pressure	max. 160 bar (EW)
Working pressure	110 bar
Water throughput	480 l/h
High pressure hose	6 m
Detergent tank	2.6 l
Max. water temperature	40°C
Max. supply pressure	10 bar
Net weight   gross weight	10.6 kg   13.8 kg
Packing dimensions	390 x 370 x 650 mm
Packaging unit	1
Article number	41.405.40
EAN code	

HIGH PRESSURE CLEANER  
**RT-HP 1750 TR**



Mains voltage	230 V ~ 50 Hz
Rating	2500 W
Operating pressure	max. 170 bar (EW)
Working pressure	110 bar
Water throughput	500 l/h
High pressure hose	8 m
Detergent tank	2.6 l
Max. water temperature	40°C
Max. supply pressure	10 bar
Net weight   gross weight	12.9 kg   14.4 kg
Packing dimensions	390 x 370 x 650 mm
Packaging unit	1
Article number	41.405.60
EAN code	



Integrated detergent tank




Washing brush




Hose rewind



Rotating washing brush




Terrace cleaner with pressure regulation



Variable point/fan jet | rotor nozzle



Terrace cleaner with pressure regulation



Variable point/fan jet | rotor nozzle

HIGH PRESSURE CLEANER  
**RT-HP 1855 TR**



Mains voltage	230 V ~ 50 Hz
Rating	2600 W
Operating pressure	max. 180 bar (EW)
Working pressure	120 bar
Water throughput	550 l/h
High pressure hose	8 m
Detergent tank	2 l
Max. water temperature	40°C
Max. supply pressure	10 bar
Net weight   gross weight	22.2 kg   24.4 kg
Packing dimensions	390 x 390 x 710 mm
Packaging unit	1
Article number	41.405.50
EAN code	




Durable, maintenance-free induction motor



Integrated detergent tank



Terrace cleaner | rotating washing brush



Variable point/fan jet | rotor nozzle

**LANCE WITH POINT AND WIDE JET**



Art. No. 41.405.62

PU 1

EAN code



**LANCE WITH ROTOR NOZZLE**



Art. No. 41.405.63

PU 1

EAN code






OIL-FREE COMPRESSOR  
**TH-AC 190 Kit**

OIL-FREE COMPRESSOR  
**TH-AC 190/6 OF**




Mains voltage	220 – 240 V ~ 50 Hz
Rating	1100 W
Intake capacity	190 l/min
Output	at 0 bar: 165 l/min at 4 bar: 83 l/min at 7 bar: 55 l/min
Speed	15000 min <sup>-1</sup>
Operating pressure	max. 8 bar
Number of cylinders	1

Net weight   gross weight	5.3 kg   6.2 kg
Packing dimensions	385 x 150 x 400 mm
Packaging unit	1
Article number	40.205.36
EAN code	



Mains voltage	230 V ~ 50 Hz
Rating	1100 W
Intake capacity	185 l/min
Output	at 0 bar: 139 l/min at 4 bar: 77 l/min at 7 bar: 60 l/min
Tank capacity	6 l
Speed	4000 min <sup>-1</sup>
Operating pressure	max. 8 bar
Number of cylinders	1

Net weight   gross weight	9.2 kg   10.6 kg
Packing dimensions	352 x 312 x 365 mm
Packaging unit	1
Article number	40.204.95
EAN code	



Maintenance-free operation



Ergonomic design for easy transport



Maintenance-free motor



Mobile compressor with compressed air storage



Space saving storing



Light and compact construction



Ergonomic design for easy transport



Cable rewind

OIL-FREE COMPRESSOR  
**TH-AC 200/24 OF**



Mains voltage	230 V ~ 50 Hz
Rating	1100 W
Intake capacity	140 l/min
Output	at 0 bar: 110 l/min at 4 bar: 70 l/min at 7 bar: 45 l/min
Tank capacity	24 l
Speed	2850 min <sup>-1</sup>
Operating pressure	max. 8 bar
Number of cylinders	1
Net weight   gross weight	19.5 kg   21.0 kg
Packing dimensions	575 x 270 x 605 mm
Packaging unit	1
Article number	40.205.15
EAN code	

OIL-FREE COMPRESSOR  
**TH-AC 240/24/10 OF**



Mains voltage	230 V ~ 50 Hz
Rating	1500 W
Intake capacity	240 l/min
Output	at 0 bar: 173 l/min at 4 bar: 107 l/min at 7 bar: 76 l/min
Tank capacity	24 l
Speed	18000 min <sup>-1</sup>
Operating pressure	max. 10 bar
Number of cylinders	1
Net weight   gross weight	16.3 kg   17.6 kg
Packing dimensions	540 x 270 x 419 mm
Packaging unit	1
Article number	40.205.17
EAN code	



Maintenance-free motor



Numerous applications up to 8 bar




Maintenance-free motor



Numerous applications up to 10 bar




Big wheels and holder for easy transport



User-friendly drain screw



Big wheels and holder for easy transport



User-friendly drain cock

OIL-FREE COMPRESSOR  
**TH-AC 200/40 OF**



Mains voltage	230 V ~ 50 Hz
Rating	1100 W
Intake capacity	140 l/min
Output	at 0 bar: 110 l/min at 4 bar: 70 l/min at 7 bar: 45 l/min
Tank capacity	40 l
Speed	2850 min <sup>-1</sup>
Operating pressure	max. 8 bar
Number of cylinders	1
Net weight   gross weight	23.0 kg   25.0 kg
Packing dimensions	680 x 320 x 655 mm
Packaging unit	1
Article number	40.205.16
EAN code	 4 006825 595963




Maintenance-free motor



Numerous applications up to 8 bar



Big wheels and holder for easy transport



User-friendly drain screw



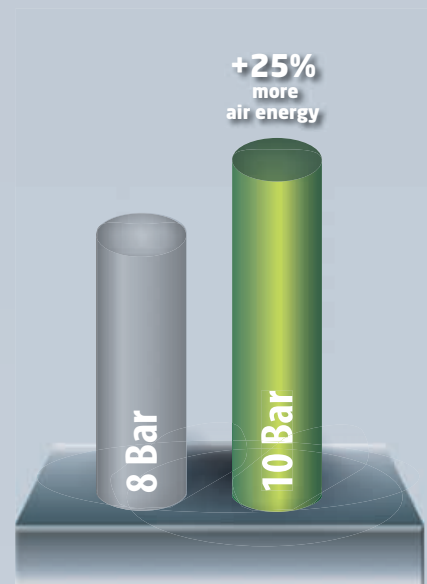
Einhell Germany AG

**AIR +25%**  
**POWER 10 bar**

### 10 bar technology

10 bar technology underlines Einhell's competence in the compressed air field. Professional use of the compressors with the diverse accessory tools would not have been possible without the introduction of this technology. More air is stored in the tank by 10 bar technology than compared with 8 bar tank pressure. As the result, 25% more energy is available for the attached tool. Advantages for the end-user:

- Applications requiring a maximum pressure of up to 10 bar are possible, e.g. racing bike tires
- Losses through friction in the air hose and plug-in connectors are inevitable and must be compensated by higher inlet pressures if the compressed air tool is to achieve full performance. Thanks to Einhell's 10 bar technology, longer distribution lines are possible without loss of performance. Your radius of action and your flexibility are greatly increased.
- Motor duty times are shorter because more air is available. This not only prolongs the equipment's working life but also lowers the level of noise for the end user and supports the ECO philosophy.



OIL-FREE COMPRESSOR  
**TH-AC 200/30 OF**



Mains voltage	230 V ~ 50 Hz
Rating	1000 W
Intake capacity	200 l/min
Output	at 0 bar: 165 l/min at 4 bar: 83 l/min at 7 bar: 60 l/min
Tank capacity	30 l
Speed	15000 min <sup>-1</sup>
Operating pressure	max. 8 bar
Number of cylinders	1
Net weight   gross weight	18.1 kg   19.6 kg
Packing dimensions	372 x 332 x 795 mm
Packaging unit	1
Article number	40.103.94
EAN code	


OIL-FREE COMPRESSOR  
**TH-AC 240/50/10 OF**



Mains voltage	230 V ~ 50 Hz
Rating	1500 W
Intake capacity	240 l/min
Output	at 0 bar: 173 l/min at 4 bar: 107 l/min at 7 bar: 76 l/min
Tank capacity	50 l
Speed	18000 min <sup>-1</sup>
Operating pressure	max. 10 bar
Number of cylinders	1
Net weight   gross weight	22.3 kg   23.9 kg
Packing dimensions	372 x 347 x 875 mm
Packaging unit	1
Article number	40.103.93
EAN code	




Maintenance-free motor



Numerous applications up to 8 bar



Maintenance-free motor



Numerous applications up to 10 bar



Big wheels and holder for easy transport



Compact, space-saving design



Big wheels and holder for easy transport



Compact, space-saving design

COMPRESSOR  
**TE-AC 230/24**



Mains voltage	230 V ~ 50 Hz
Rating	1500 W
Intake capacity	230 l/min
Output	at 0 bar: 132 l/min at 4 bar: 102 l/min at 7 bar: 83 l/min
Tank capacity	24 l
Speed	2850 min <sup>-1</sup>
Operating pressure	max. 8 bar
Number of cylinders	1
Net weight   gross weight	25.0 kg   27.0 kg
Packing dimensions	590 x 280 x 630 mm
Packaging unit	1
Article number	40.104.60
EAN code	

COMPRESSOR  
**TE-AC 270/24/10**



Mains voltage	230 V ~ 50 Hz
Rating	1800 W
Intake capacity	270 l/min
Output	at 0 bar: 140 l/min at 4 bar: 127 l/min at 7 bar: 100 l/min
Tank capacity	24 l
Speed	2850 min <sup>-1</sup>
Operating pressure	max. 10 bar
Number of cylinders	1
Net weight   gross weight	27.0 kg   29.0 kg
Packing dimensions	590 x 280 x 630 mm
Packaging unit	1
Article number	40.104.50
EAN code	



Oil lubrication contributes to long life



Numerous applications up to 8 bar




Oil lubrication contributes to long life



Numerous applications up to 10 bar



Big wheels and holder for easy transport



User-friendly drain screw



Big wheels and holder for easy transport




Large, easy-to-read pressure indicators



COMPRESSOR


# TE-AC 270/50/10



Mains voltage	230 V ~ 50 Hz
Rating	1800 W
Intake capacity	270 l/min
Output	at 0 bar: 140 l/min at 4 bar: 127 l/min at 7 bar: 100 l/min
Tank capacity	50 l
Speed	2850 min <sup>-1</sup>
Operating pressure	max. 10 bar
Number of cylinders	1
Net weight   gross weight	36.0 kg   38.0 kg
Packing dimensions	770 x 370 x 730 mm
Packaging unit	1
Article number	40.104.40
EAN code	 4 006825 594447



Oil lubrication contributes to long life



Numerous applications up to 10 bar



Big wheels and holder for easy transport



Large, easy-to-read pressure indicators

Note: For safe handling of the products please refer to the instructions in the operating manual.

COMPRESSOR  
**TE-AC 400/50/10**



Mains voltage	230 V ~ 50 Hz
Rating	2600 W
Intake capacity	400 l/min
Output	at 0 bar: 241 l/min at 4 bar: 208 l/min at 7 bar: 175 l/min
Tank capacity	50 l
Speed	2850 min <sup>-1</sup>
Operating pressure	max. 10 bar
Number of cylinders	2
Net weight   gross weight	40.2 kg   43.8 kg
Packing dimensions	800 x 360 x 730 mm
Packaging unit	1
Article number	40.104.70
EAN code	


COMPRESSOR  
**TE-AC 300/50/10**



Mains voltage	230 V ~ 50 Hz
Rating	2000 W
Intake capacity	300 l/min
Output	at 0 bar: 243 l/min at 4 bar: 217 l/min at 7 bar: 184 l/min
Tank capacity	50 l
Speed	2850 min <sup>-1</sup>
Operating pressure	max. 10 bar
Number of cylinders	2
Net weight   gross weight	52.0 kg   54.0 kg
Packing dimensions	805 x 390 x 755 mm
Packaging unit	1
Article number	40.101.81
EAN code	



Oil lubrication contributes to long life



Numerous applications up to 10 bar



Oil lubrication contributes to long life



Numerous applications up to 10 bar



Big wheels and holder for easy transport



High air delivery rate thanks to a double compressor unit



Belt drive for low-noise operation and high efficiency



High air delivery rate thanks to a double compressor unit

COMPRESSOR  
**TE-AC 400/100/10 D**



Mains voltage	400 V 50 Hz, three-phase current
Rating	2200 W
Intake capacity	400 l / min
Output	at 0 bar: 313 l/min at 4 bar: 281 l/min at 7 bar: 257 l/min
Tank capacity	100 l
Speed	2850 min <sup>-1</sup>
Operating pressure	max. 10 bar
Number of cylinders	2
Net weight   gross weight	64.0 kg   73.0 kg
Packing dimensions	1010 x 410 x 895 mm
Packaging unit	1
Article number	40.101.91
EAN code	

COMPRESSOR  
**TE-AC 480/100/10 D**



Mains voltage	400 V 50 Hz, three-phase current
Rating	3000 W
Intake capacity	480 l / min
Output	at 0 bar: 389 l/min at 4 bar: 348 l/min at 7 bar: 308 l/min
Tank capacity	100 l
Speed	2850 min <sup>-1</sup>
Operating pressure	max. 10 bar
Number of cylinders	2
Net weight   gross weight	81.0 kg   92.0 kg
Packing dimensions	1010 x 410 x 895
Packaging unit	1
Article number	40.102.31
EAN code	



Oil lubrication contributes to long life



Numerous applications up to 10 bar



Oil lubrication contributes to long life




Numerous applications up to 10 bar



Belt drive for low-noise operation and high efficiency



Large air supply for many different applications



Belt drive for low-noise operation and high efficiency



Large air supply for many different applications

**BLOW-OUT PISTOL**  
SHORT



Art. No. 41.331.00  
PU 1  
EAN code



**BLOW-OUT PISTOL**  
LONG



Art. No. 41.331.02  
PU 1  
EAN code



**TIRE PRESSURE GAUGE**



Art. No. 41.370.00  
PU 1  
EAN code



**TIRE PRESSURE GAUGE**  
PROFI



Art. No. 41.331.10  
PU 1  
EAN code



**PAINT SPRAY GUN**  
CUP



Art. No. 41.330.00  
PU 1  
EAN code



**PAINT SPRAY GUN**  
PROFI, CUP



Art. No. 41.330.30  
PU 1  
EAN code



**PAINT SPRAY GUN**  
SUCTION-FEED CAN



Art. No. 41.329.00  
PU 1  
EAN code



**SPRAY GUN**  
SUCTION-FEED CAN



Art. No. 41.332.00  
PU 1  
EAN code



**COMPRESSED AIR KIT**  
3 pieces



Art. No. 41.327.41  
PU 1  
EAN code



**PROFI COMPRESSED AIR KIT**  
5 pieces



Art. No. 41.327.20  
PU 1  
EAN code



**JET GUN**  
SUCTION-FEED CAN



Art. No. 41.333.00  
PU 1  
EAN code



**SUCTION-FEED SPRAY PISTOL**  
DSP 226



Art. No. 41.334.00  
PU 1  
EAN code



**UNDERSEAL GUN**



Art. No. 41.335.01  
PU 1  
EAN code



**IMPACT SCREWDRIVER SET**  
DSS 260/2



Art. No. 41.389.10  
PU 1  
EAN code



**RATCHET  
SCREWDRIVER KIT**  
DRS 200/2



Art. No. 41.391.70  
PU 1  
EAN code




**CHISEL HAMMER KIT**  
DMH 250/2



Art. No. 41.390.08  
PU 1  
EAN code



**PIN GRINDER KIT**  
DSL 250/2



Art. No. 41.385.20  
PU 1  
EAN code



**COMPRESSED AIR  
ECCENTRIC SANDER**  
DSE 125



Art. No. 41.333.25  
PU 1  
EAN code



**STAPLER/NAILER KIT**  
DTA 25/2




Art. No. 41.377.55  
PU 1  
EAN code



**NAILS**

25 mm, 3000 pieces




Art. No. 41.378.71  
PU 1  
EAN code



**NAILS**

50 mm, 3000 pieces




Art. No. 41.378.73  
PU 1  
EAN code



**NAILS**

40 mm, 3000 pieces




Art. No. 41.378.72  
PU 1  
EAN code



**STAPLES**

5 x 13 mm, 3000 pieces




Art. No. 41.378.50  
PU 1  
EAN code



**STAPLES**

5 x 16 mm, 3000 pieces




Art. No. 41.378.55  
PU 1  
EAN code



**STAPLES**

5 x 25 mm, 3000 pieces




Art. No. 41.378.60  
PU 1  
EAN code



**STAPLES**

5 x 40 mm, 3000 pieces



Art. No. 41.378.61  
PU 1  
EAN code



**SPECIAL COMPRESSED  
AIR OIL**  
500 ml



Art. No. 41.383.10  
PU 1  
EAN code



**MINI OILER**

R 1/4" internal thread  
R 1/4" external thread



Art. No. 41.350.02  
PU 1  
EAN code



**FILTER +  
PRESSURE REDUCER**



Art. No. 41.342.00  
PU 1  
EAN code



**FILTER +  
PRESSURE REDUCER**



Art. No. 41.341.00  
PU 1  
EAN code



**COMBINATION  
CONDITIONING UNIT**



Art. No. 41.350.01  
PU 1  
EAN code



**COMBINATION  
CONDITIONING UNIT**



Art. No. 41.350.00  
PU 1  
EAN code



**SPIRAL HOSE**  
4 m, Ø 6 mm



Art. No. 41.394.10  
PU 1  
EAN code



**SPIRAL HOSE**  
8 m, Ø 6 mm



Art. No. 41.394.20  
PU 1  
EAN code



**FABRIC HOSE**  
10 m, Ø 6 mm



Art. No. 41.381.00  
PU 1  
EAN code



**FABRIC HOSE**  
15 m, Ø 6 mm



Art. No. 41.382.00  
PU 1  
EAN code



**FABRIC HOSE**  
15 m, Ø 9 mm



Art. No. 41.382.10  
PU 1  
EAN code



**AUTOMATIC  
HOSE ROLLER**  
9 m + 1 m



Art. No. 41.380.00  
PU 1  
EAN code



**QUICK-LOCK  
COUPLING**  
R 1/4" external thread



Art. No. 41.392.07  
PU 1  
EAN code



**QUICK-LOCK  
COUPLING**  
R 3/8" external thread



Art. No. 41.392.08  
PU 1  
EAN code



**QUICK-LOCK  
COUPLING**  
R 1/2" external thread



Art. No. 41.392.09  
PU 1  
EAN code



**QUICK-LOCK  
COUPLING**  
R 1/4" internal thread



Art. No. 41.392.06  
PU 1  
EAN code



**QUICK-LOCK  
COUPLING**

R 3/8" internal thread



Art. No. 41.392.05  
PU 1  
EAN code



**QUICK-LOCK  
COUPLING**

R 1/2" internal thread



Art. No. 41.392.10  
PU 1  
EAN code



**QUICK-LOCK  
COUPLING**

Ø 6 mm



Art. No. 41.393.01  
PU 1  
EAN code



**QUICK-LOCK  
COUPLING**

Ø 9 mm



Art. No. 41.393.02  
PU 1  
EAN code



**HOSE CONNECTOR KIT**

Ø 6 mm



Art. No. 41.395.00  
PU 1  
EAN code



**GROMMET**

Ø 6 mm



Art. No. 41.396.60  
PU 1  
EAN code



**GROMMET**

Ø 9 mm



Art. No. 41.396.61  
PU 1  
EAN code



**HOSE CONNECTION  
TUBE**

Ø 6 mm



Art. No. 41.393.10  
PU 1  
EAN code



**HOSE CONNECTION  
TUBE**

Ø 9 mm



Art. No. 41.393.20  
PU 1  
EAN code



**HOSE NOZZLE**

Ø 6 mm

R 1/4" external thread



Art. No. 41.396.65  
PU 1  
EAN code



**HOSE NOZZLE**

Ø 6 mm

R 3/8" external thread



Art. No. 41.396.66  
PU 1  
EAN code



**THREADED NIPPLE**

R 1/4" external thread



Art. No. 41.396.55  
PU 1  
EAN code



**THREADED NIPPLE**

R 3/8" external thread



Art. No. 41.396.50  
PU 1  
EAN code



**THREADED NIPPLE**

R 1/4" internal thread



Art. No. 41.396.40  
PU 1  
EAN code



**THREADED NIPPLE**  
R 3/8" internal thread



Art. No. 41.396.45  
PU 1  
EAN code



**DOUBLE NIPPLE**  
R 1/4" external thread



Art. No. 41.396.20  
PU 1  
EAN code



**DOUBLE NIPPLE**  
R 3/8" external thread



Art. No. 41.396.10  
PU 1  
EAN code




**REDUCTION**  
R 3/8" external thread,  
R 1/4" external thread



Art. No. 41.396.30  
PU 1  
EAN code



**REDUCTION**  
R 1/2" external thread,  
R 3/8" internal thread



Art. No. 41.396.05  
PU 1  
EAN code



**REDUCTION**  
R 3/8" external thread,  
R 1/4" internal thread



Art. No. 41.396.00  
PU 1  
EAN code




**DISTRIBUTOR**  
2 quick-lock couplings,  
R 3/8" internal thread



Art. No. 41.396.80  
PU 1  
EAN code



**CLIP KIT**  
5 pieces, 8 – 12 mm



Art. No. 41.396.70  
PU 1  
EAN code



**INFLATION  
ADAPTER KIT**  
8 pieces



Art. No. 41.396.95  
PU 1  
EAN code



**MICHELIN-NIPPLE**  
NS 6 mm



Art. No. 41.393.30  
PU 1  
EAN code





TILE CUTTING MACHINE  
**TH-TC 618**



Mains voltage	230 V ~ 50 Hz
Rating	600 W
Speed	2950 min <sup>-1</sup>
Max. cutting thickness	35 mm (90°), 22 mm (45°)
Diamond cutting wheel	Ø 180 x Ø 25.4 mm
Protection class	IP 54
Wiveling range	0° to 45°
Workbench size	330 x 360 mm
Net weight   gross weight	8.3 kg   9.1 kg
Packing dimensions	385 x 350 x 195 mm
Packaging unit	1
Article number	43.011.80
EAN code	



Table adjustment (tilt)



Precise cuts thanks to parallel stop




Dust-free operation thanks to wet cutting



Cable rewind

**DIAMOND CUTTING WHEEL**  
 for TH-TC 618, RT-TC 430 U  
 Ø 180 x Ø 25.4 mm



Art.-No. 43.011.70  
 PU 1  
 EAN code

TILE CUTTING MACHINE  
**RT-TC 430 U**  
 WITH BASE FRAME



Mains voltage	230 V ~ 50 Hz
Rating	600 W
Speed	3000 min <sup>-1</sup>
Max. cutting thickness	25 mm (90°), 17 mm (45°)
Max. cutting length	430 mm
Diamond cutting wheel	Ø 180 x Ø 25.4 mm (turbo)
Protection class	IP 54
Wiveling range	0° to 45°
Workbench size	500 x 385 mm
Net weight   gross weight	27.3 kg   29.8 kg
Packing dimensions	775 x 485 x 335 mm
Packaging unit	1
Article number	43.012.62
EAN code	


TILE CUTTING MACHINE  
**RT-TC 520 U**  
 WITH BASE FRAME



Mains voltage	230 V ~ 50 Hz
Rating	800 W
Speed	3000 min <sup>-1</sup>
Max. cutting thickness	30 mm (90°), 25 mm (45°)
Max. cutting length	520 mm
Diamond cutting wheel	Ø 200 x Ø 25.4 mm (turbo)
Protection class	IP 54
Wiveling range	0° to 45°
Workbench size	570 x 385 mm
Net weight   gross weight	28.7 kg   31.6 kg
Packing dimensions	890 x 490 x 350 mm
Packaging unit	1
Article number	43.012.71
EAN code	



Precisely adjustable stop



Pivot-mounted motor guide



Laser for precise cutting



Pivot-mounted motor guide



Water collection tank with coolant pump



Turbo diamond cutting wheel



Water collection tank with coolant pump



Removable laser

TILE CUTTING MACHINE

**TE-TC 620 U**


WITH RETRACTABLE BASE FRAME



DE: price/performance "Very Good"



Mains voltage	230 V ~ 50 Hz
Rating	900 W
Speed	2950 min <sup>-1</sup>
Max. cutting thickness	30 mm (90°), 25 mm (45°)
Max. cutting length	620 mm
Diamond cutting wheel	Ø 200 x Ø 25.4 mm (turbo)
Protection class	IP 54
Wiveling range	0° to 45°
Workbench size	610 x 325 mm
Net weight   gross weight	35.8 kg   38.6 kg
Packing dimensions	1013 x 455 x 460 mm
Packaging unit	1
Article number	43.012.95
EAN code	



Folding feet



1 height-adjustable foot




Easy transport



Pump guard cage

**TURBO DIAMOND CUTTING WHEEL**

for RT-TC 430 U, TH-TC 618  
Ø 180 x Ø 25.4 mm



Art.-No. 43.011.76


PU 1

EAN code



**TURBO DIAMOND CUTTING WHEEL**

for RT-TC 520 U, TE-TC 620 U  
Ø 200 x Ø 25.4 mm



Art.-No. 43.011.75

PU 1

EAN code





STONE CUTTING MACHINE

**RT-SC 570 L**

WITH BASE FRAME




Mains voltage	230 V ~ 50 Hz
Rating	1500 W
Speed	3000 min <sup>-1</sup>
Max. cutting thickness	60 mm (90°), 48 mm (45°)
Max. cutting length	570 mm
Diamond cutting wheel	Ø 250 x Ø 25.4mm (turbo)
Protection class	IP 54
Wiveling range	0° to 45°
Workbench size	630 x 450 mm
Net weight   gross weight	47.3 kg   51.0 kg
Packing dimensions	1020 x 580 x 445 mm
Packaging unit	1
Article number	43.014.44
EAN code	 4 006825 541243



Plunge cutting function



Feet can be mounted without tools



Angle stop



Removable laser

Note: For safe handling of the products please refer to the instructions in the operating manual.

STONE CUTTING MACHINE

**RT-SC 920 L**

WITH BASE FRAME



Mains voltage	230 V ~ 50 Hz
Rating	2200 W
Speed	3000 min <sup>-1</sup>
Max. cutting thickness	70 mm (90°), 55 mm (45°)
Max. cutting length	920 mm
Diamond cutting wheel	Ø 300 x Ø 25.4 mm (turbo)
Protection class	IP 54
Wiveling range	0° to 45°
Workbench size	920 x 550 mm
Net weight   gross weight	65.1 kg   71.6 kg
Packing dimensions	1450 x 705 x 490 mm
Packaging unit	1
Article number	43.014.32
EAN code	 4 006825 541199




Einhell Germany AG




Plunge cutting function



Feet can be mounted without tools



Angle stop



Removable laser

**TURBO DIAMOND CUTTING WHEEL**

for RT-SC 570 L  
Ø 250 x Ø 25.4 mm



Art.-No. 43.011.77

PU 1

EAN code



4 006825 506723

**TURBO DIAMOND CUTTING WHEEL**

for RT-SC 920 L  
Ø 300 x Ø 25.4 mm



Art.-No. 43.011.78

PU 1

EAN code




4 006825 541649



METAL CUTTING SAW

**TH-MC 355**




Mains voltage	230 V ~ 50 Hz
Rating	2000 W
Cutting disc	Ø 355 x Ø 25.4 x 3.2 mm
Speed	3000 min <sup>-1</sup>
Mitre cut	-30° to +45°
Saw width max. (90°)	quadrate 170 x 70 mm round 100 mm
Clamping range	230 mm
Table size	460 x 260 mm
Net weight   gross weight	17.9   19.2
Packing dimensions	600 x 340 x 434 mm
Packaging unit	1
Article number	45.031.40
EAN code	 4 006825 596502

BENCH GRINDER

**TH-XG 75 Kit**



Mains voltage	230 V ~ 50 Hz
Rating	120 W
Speed	0 – 9900 min <sup>-1</sup>
Grinding wheel	Ø 75 x Ø 10 x 20 mm
Net weight   gross weight	3.1 kg   3.5 kg
Packing dimensions	278 x 218 x 190 mm
Packaging unit	4
Article number	44.125.60
EAN code	 4 006825 595697



High-torque motor




Safe and user-friendly fastening with quick-adjust facility



Adjustment of the rotational speed to suit the application



Wider range of options thanks to flexible shaft



Precise mitre cuts




For mobile use



Fine polishing wheel



Large grinding wheel



## Einhell Germany AG

**We're always here to help – and that's a promise!**  
Is there anything you'd like to ask us about our products?  
Would you like to order a part?  
Your product isn't working as it should?

**We're at your service!**  
We'll get you some help – fast and without any fuss.



**ISC GmbH, Eschenstr. 6,  
94405 Landau/Isar, Germany**



**+49 (0) 9951 959 2000**



(Landline charge 14 cent/min.)  
(Cell phone charge 42 cent/min.)

**+49 (0) 1805 835 830**



**www isc-gmbh.info**



**info@isc-gmbh.info**

Einhell Germany AG  
Wiesenweg 22  
94405 Landau/Isar  
Germany

© 2014 Einhell Germany AG

Subject to technical  
modifications and errors

www.einhell.com  
info@einhell.com

Item no. 110162  
As of: December 2013



# Einhell